


## OrthoInfo Basics

# After Your Joint Replacement Surgery

**After surgery for joint replacement, you may expect life to return to the way it was – but without the pain. In many ways, you are right. But it will take time.**

Your doctor will encourage you to use your “new” joint as soon as possible. Although it may be challenging at times, following your doctor’s instructions will speed your recovery.



### What can I do to speed my early recovery?

A smooth recovery depends on how well you follow your doctor’s instructions. Being an active participant in the healing process can help you recover sooner and ensure a more successful outcome.

**Wound care.** If you have stitches or staples, they will be removed about 2 weeks after your surgery. Avoid getting the wound wet until it has thoroughly sealed and dried. You may continue to bandage the wound to prevent irritation from clothing or support stockings.

Swelling may occur up to one year after surgery. If you experience swelling, limiting your activities and elevating your new joint can help.

**Pain.** While you should expect to feel discomfort after surgery, your doctor will provide options for controlling your pain. Pain relief will help you start moving sooner, and get your strength back quicker.

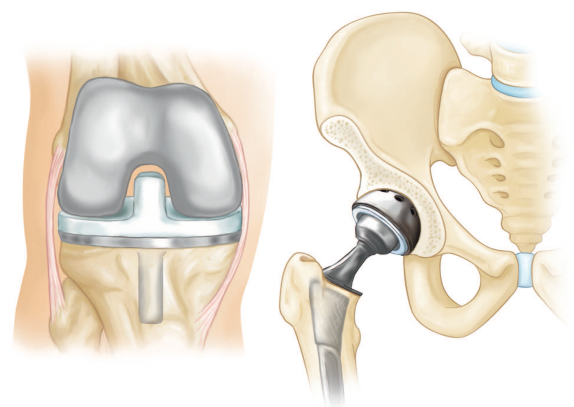
**Medications.** Strictly follow your doctor’s instructions on all medications or supplements.

**Rehabilitation.** The stronger your effort with exercise therapy, the more success you will have with returning to activities you enjoy.

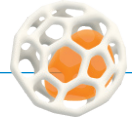
**Diet.** By the time you leave the hospital, you should be eating your normal diet.

Talk to your doctor about loss of appetite or constipation. He or she may recommend iron and vitamin supplements.

Some pain medicines should not be mixed with alcohol. Watch your weight—the heavier you are, the more stress there will be on your new joint.



Always follow your doctor's instructions for taking care of your new joint.



### What should I do to regain strength?

Be sure to stay active once you're home.

**Weight bearing.** If you have had a hip or knee replacement, you will most likely use crutches or a walker when you first leave the hospital. Your doctor or therapist will help you decide what assistive aides you will need. They will tell you how much weight you can put on your leg, and when you can stop using crutches or a walker.

**Activity.** You should be able to resume most daily activities within a few weeks after your surgery. It is common to have some pain with activity and at night for several weeks.

Your activity program should include:

*Walking.* Start out walking inside and gradually build up your mobility and endurance. Then take it outside and continue your program.

*Activities of daily living.* These include normal household chores, as well as sitting, standing, and going up and down stairs.

*Exercise.* Specific exercises will help restore movement and strengthen the joint. You may have a physical therapist help you at home or in a therapy center for the first few weeks.

### When can I return to my routine activities?

Recovery from joint replacement surgery is different for everyone.

**Driving.** You will probably be able to drive again within a few weeks, as long as you are no longer taking narcotic pain medication.

**Sexual activity.** Some form of sexual relations can be resumed when you feel comfortable and your doctor says it is safe.

**Sleeping positions.** Finding a position that is both comfortable and safe is important during the first weeks following your surgery. Talk to your doctor about what sleeping positions are best for the type of joint replacement you have. People with hip replacements, in particular, must take certain precautions with sleeping positions.

**Return to work.** How long before you return to work depends on the types of activities you do, the type of replacement you have, whether you are able to get to work, as well as the speed of your recovery.

Your doctor may allow you to go back to work sooner, but direct you to avoid tasks that may stress your new joint.

**Airport metal detectors.** Your new joint may activate security metal detectors. Be sure to arrive at the airport early to allow for extra time at the security check-in. Tell the screening agent about your artificial joint before going through the detector.

*(continued on page 3)*


*(Return to Activities — continued from page 2)*

**Sports and exercise.** Once your doctor gives you the go-ahead, you can return to many of the fitness activities you enjoyed before your joint replacement. Remember, none of the activities below can substitute for your prescribed physical therapy exercises.

- Walking
- Swimming
- Dancing
- Golf
- Cycling

Many sports put extra stress on your joint. Talk to your doctor about resuming activities such as:

- Contact sports like football, soccer, and baseball
- Tennis, squash, or racquetball
- Jogging
- Weight lifting
- Skiing



### What are some things I should watch for after surgery?

Talk with your doctor about all the possible complications after joint replacement surgery.

**Preventing infection.** Infection is most frequently caused by bacteria that enter your bloodstream during dental procedures, urinary tract infections, or skin infections.

Some patients with special circumstances may need to take antibiotics before dental work to help prevent infection. Your doctor will talk with you about whether you need to take preventive antibiotics.

**Blood clot prevention.** A blood clot may form in your calf or thigh. Your doctor may prescribe a blood thinner to prevent this. If a blood clot breaks free, it could travel to your lungs, which is a very serious condition.

#### Warning signs of infection

- Persistent fever (higher than 100 degrees)
- Shaking chills
- Increasing redness, tenderness, or swelling of your wound
- Drainage from your wound
- Increasing pain with activity and rest

#### Warning signs of a blood clot

- Pain in your leg or calf
- Tenderness, redness above or below your knee
- Swelling of your thigh, calf, ankle, or foot

#### Signs that a blood clot has traveled to your lungs

- Shortness of breath
- Chest pain, particularly with breathing

**Notify your doctor immediately if you develop any of the above signs.**

### For more information

---

For more information about recovery from joint replacement surgery, visit *OrthoInfo* at [www.orthoinfo.org](http://www.orthoinfo.org).

*OrthoInfo* is the patient education website of the American Academy of Orthopaedic Surgeons (AAOS), and is a trusted source of information about musculoskeletal conditions. Our articles are developed by orthopaedic surgeons, and provide detailed information about a wide range of injuries and diseases, as well as treatment options and prevention topics.

AAOS does not endorse any treatments, procedures, products, or physicians referenced herein. This information is provided as an educational service and is not intended to serve as medical advice. Anyone seeking specific orthopaedic advice or assistance should consult his or her orthopaedic surgeon.

